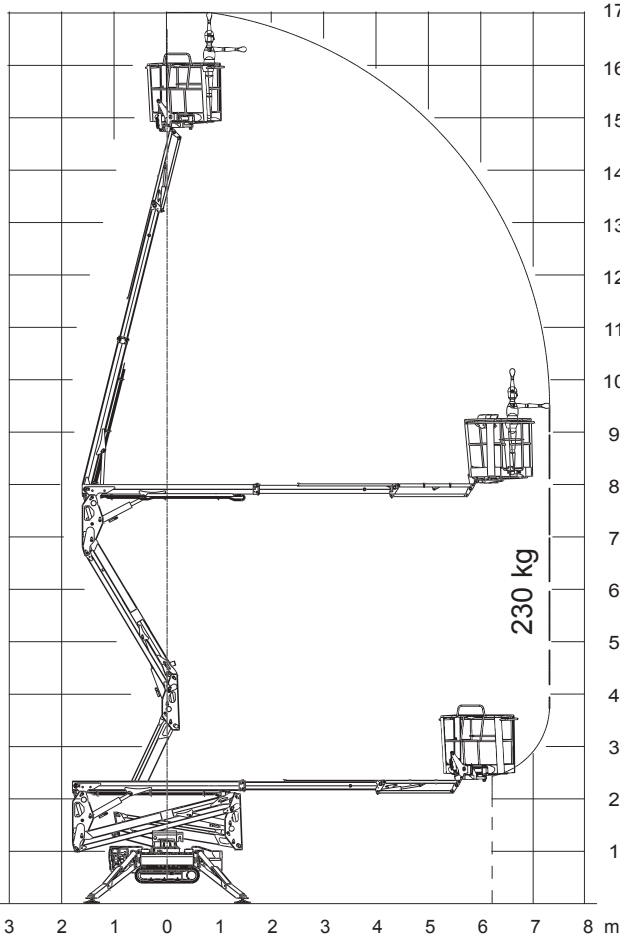
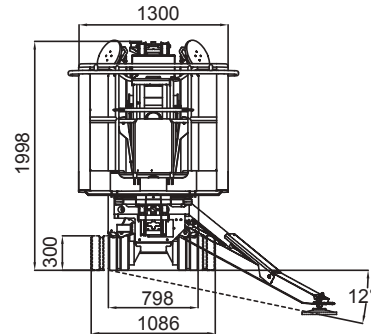
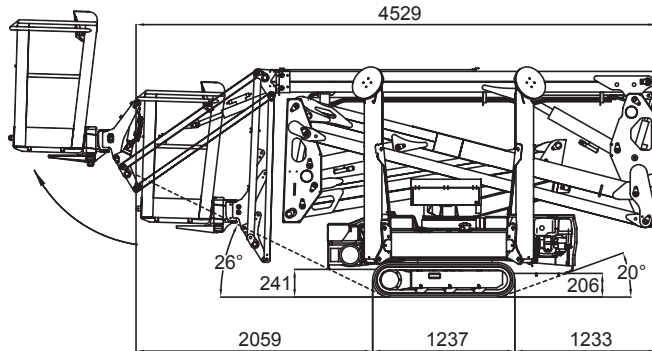
























RAUPEN-ARBEITSBÜHNE

LIGHTLIFT 17.75 PERFORMANCE IIIS



	17,06 m		230 V / 50 Hz - 2,2 kW 110 V / 50 Hz - 2,2 kW
	7,50 m		798 - 1086 mm
	4,52 m		0,6 - 1,4 - 2,7 Km/h (Honda) 0,7 - 1,8 - 3,6 Km/h (Hatz)
	4,17m		1731 daN - 2,45 daN/cm <sup>2</sup>
	1,99 m		2884 x 2889 mm
	1335x690x1100 mm		IIIS - Abstütz- und Einfahr- automatik serienmäßig
	124° (+/-62°)		Remote control Kabelfernbedienung
	16° / 28,7%		GPRS-GPS
	2230 kg / 4916 lb (Honda) 2300 kg / 5070 lb (Lithium)		R.A.H.M.
	Honda iGX 390- 11,7 PS 3600 UpM, Hatz 1B40 - 10 PS 3600 UpM		100 Ah / 48 V Optional - Optional

